




Carbon Resource Guide

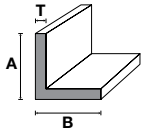
BAR SIZED SHAPES

WEIGHTS & TYPES



Bar Sized Shapes

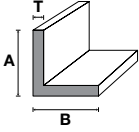
Bar Sized Shapes are those whose greatest dimension is less than three inches, not including length. Most bar sized shapes are made to ASTM A-36. (For information on ASTM A-36, see the section on Structural Shapes.)



Bar Sized Angles

| | | Size | | | Weight per Foot | Weight Per 20' Bar |
|-----|---|------|---|------|-----------------|--------------------|
| A | | B | T | | | |
| 1/2 | x | 1/2 | x | 1/8 | .380 | 7.60 |
| 5/8 | x | 5/8 | x | 1/8 | .480 | 9.60 |
| 3/4 | x | 3/4 | x | 1/8 | .591 | 11.82 |
| 7/8 | x | 7/8 | x | 1/8 | .701 | 14.02 |
| 1 | x | 1 | x | 1/8 | .801 | 16.02 |
| | | | | 3/16 | 1.161 | 23.22 |
| | | | | 1/4 | 1.491 | 29.82 |
| 1 ¼ | x | 1 ¼ | x | 1/8 | 1.011 | 20.22 |
| | | | | 3/16 | 1.481 | 29.62 |
| | | | | 1/4 | 1.922 | 38.44 |
| 1 ½ | x | 1 ½ | x | 1/8 | 1.231 | 24.62 |
| | | | | 3/16 | 1.802 | 36.04 |
| | | | | 1/4 | 2.342 | 46.84 |
| | | | | 5/16 | 2.863 | 57.26 |
| 1 ¾ | x | 1 ¾ | x | 3/8 | 3.353 | 67.06 |
| | | | | 1/8 | 1.441 | 28.82 |
| | | | | 3/16 | 2.122 | 42.44 |
| | | | | 1/4 | 2.773 | 55.46 |
| 2 | x | 1 ½ | x | 1/8 | 1.441 | 28.82 |
| | | | | 3/16 | 2.122 | 42.44 |
| | | | | 1/4 | 2.773 | 55.46 |
| | | | | 1/8 | 1.652 | 33.04 |
| 2 | x | 2 | x | 3/16 | 2.442 | 48.84 |
| | | | | 1/4 | 3.193 | 63.86 |

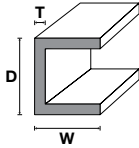
Bar Sized Angles (Continued)



| | | Size | | | | |
|-------|---|-------|---|------|-----------------|--------------------|
| A | | B | | T | Weight per Foot | Weight Per 20' Bar |
| | | | | 3/16 | 3.924 | 78.48 |
| | | | | 3/8 | 4.704 | 94.08 |
| 2 1/2 | x | 1 1/2 | x | 3/16 | 2.442 | 48.84 |
| | | | | 1/4 | 3.193 | 63.86 |
| 2 1/2 | x | 2 | x | 3/16 | 2.753 | 55.06 |
| | | | | 1/4 | 3.623 | 72.46 |
| | | | | 5/16 | 4.504 | 90.08 |
| | | | | 3/8 | 5.305 | 106.10 |
| 2 1/2 | x | 2 1/2 | x | 3/16 | 3.073 | 61.46 |
| | | | | 1/4 | 4.104 | 82.08 |
| | | | | 5/16 | 5.005 | 100.10 |
| | | | | 3/8 | 5.906 | 118.12 |
| | | | | 1/2 | 7.707 | 154.14 |

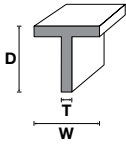
Many bar sized shapes are also available in 30' & 40' lengths.

Bar Sized Channels



| | | Size | | | | |
|-------|---|------|---|------|-----------------|--------------------|
| D | | W | | T | Weight Per Foot | Weight Per 20' Bar |
| 3/4 | x | 3/8 | x | 1/8 | .56 | 11.20 |
| 1 | x | 3/8 | x | 1/8 | .68 | 13.60 |
| 1 | x | 1/2 | x | 1/8 | .82 | 16.40 |
| 1 1/4 | x | 1/2 | x | 1/8 | 1.01 | 20.20 |
| 1 1/2 | x | 1/2 | x | 1/8 | 1.12 | 22.40 |
| 1 1/2 | x | 9/16 | x | 3/16 | 1.44 | 28.80 |
| 1 1/2 | x | 3/4 | x | 1/8 | 1.17 | 23.40 |
| 2 | x | 1/2 | x | 1/8 | 1.43 | 28.60 |
| 2 | x | 9/16 | x | 3/16 | 1.86 | 37.20 |
| 2 | x | 1 | x | 1/8 | 1.59 | 31.80 |
| 2 | x | 1 | x | 3/16 | 2.32 | 46.40 |
| 2 1/2 | x | 5/8 | x | 3/16 | 2.27 | 45.40 |

Bar Sized Tees



| | | Size | | | Weight Per Foot | Weight Per 20' Bar |
|-----|---|------|---|------|-----------------|--------------------|
| D | | W | | T | | |
| 3/4 | x | 3/4 | x | 1/8 | .620 | 12.24 |
| 1 | x | 1 | x | 1/8 | .851 | 17.02 |
| 1 ¼ | x | 1 ¼ | x | 1/8 | 1.091 | 21.82 |
| | | | | 3/16 | 1.551 | 31.02 |
| 1 ½ | x | 1 ½ | x | 3/16 | 1.902 | 38.04 |
| | | | | 1/4 | 2.432 | 48.64 |
| 1 ¾ | x | 1 ¾ | x | 3/16 | 2.262 | 45.24 |
| | | | | 1/4 | 3.563 | 71.26 |
| 2 | x | 2 | x | 5/16 | 4.304 | 86.06 |
| | | | | 1/4 | 4.604 | 92.08 |
| 2 ½ | x | 2 ½ | x | 5/16 | 5.505 | 110.10 |
| | | | | 3/8 | 6.406 | 128.12 |



7405 E Slauson Ave, Commerce, CA 90040

(562) 216-4000

Toll Free: 800-388-8998

www.paragonsteel.com